


Smart Dupline® Pulse Counter Module Type SHPINCNT4

CARLO GAVAZZI




- Pulse counter module with 4 contact inputs
- Built-in counters for local pulse counting on each input
- Count values are stored in non-volatile memory
- Counts up to 99999999
- Automatic roll-over when max count is reached
- Option for counter reset via Smart Dupline
- Option for pre-scaler on count inputs
- Each input can be configured as counter or std. digital input
- Bus-powered
- Small dimension housing for decentralized installation inside small junction box

Product Description

The SHPINCNT4 is an input-module for counting pulses from energy meters, water meters, gas meters etc. The count values are saved in the non-volatile memory of the module and transferred to the SxWEB controller via the Smart Dupline® bus. It is also possible to use the inputs as standard digital

inputs, this can be configured via the SxWEB tool for each of the inputs. The compact size of the module makes it possible to fit it in a small junction box or other places with limited space available. There is no need for a local power supply since the module is bus-powered.

Ordering Key **SH P IN CNT 4**



Type Selection

Input number	Type	Supplied by Dupline®
4	Contact input, counter	SHPINCNT4

Input Specifications

Inputs	4 contacts
Input current	0.1 mA
Input voltage drop	≤1V
Cable length	≤0.2 m
Input count frequency	< 100 Hz
Dielectric voltage	
Inputs - Dupline®	None

Supply Specifications

Power supply	Supplied by Dupline®
--------------	----------------------

Dupline® Specifications

Voltage	8.2 V
Minimum Dupline® voltage	5.5 V
Maximum Dupline® current	2 mA

General Specifications

Address assignments / channel programming	The address assignment is automatic: the SxWEB controller recognises the module through the SIN (Specific Identification Number) that has to be inserted in the SxWEB tool	Housing	Dimensions (h x w x d) Material	28 x 28 x 10 mm Noryl GFN 1, Black	
Environment	Operating temperature Operating temperature cULus Storage temperature Humidity (non-condensing)	0° to +50°C (+32° to +122°F) 0° to +40°C (+32° to +104°F) -50° to +70°C (-4° to 158°F) 20 to 90%	Connection	Max size of wire in Dupline® terminals	1.5 mm ²
		Approvals	CE Marking	cULus, according to UL60950 Yes	
		EMC	Immunity	EN 61000-6-2 - Electrostatic discharge EN 61000-4-2 - Radiated radiofrequency EN 61000-4-3	



General Specifications (cont.)

- Burst immunity	EN 61000-4-4
- Surge	EN 61000-4-5
- Conducted radio frequency	EN 61000-4-6
- Power frequency magnetic fields	EN 61000-4-8
- Voltage dips, variations, interruptions	EN 61000-4-11
Emission	EN 61000-6-3
- Conducted and radiated emissions	CISPR 22 (EN55022), cl. B
- Conducted emissions	CISPR 16-2-1 (EN55016-2-1)
- Radiated emissions	CISPR 16-2-3 (EN55016-2-3)

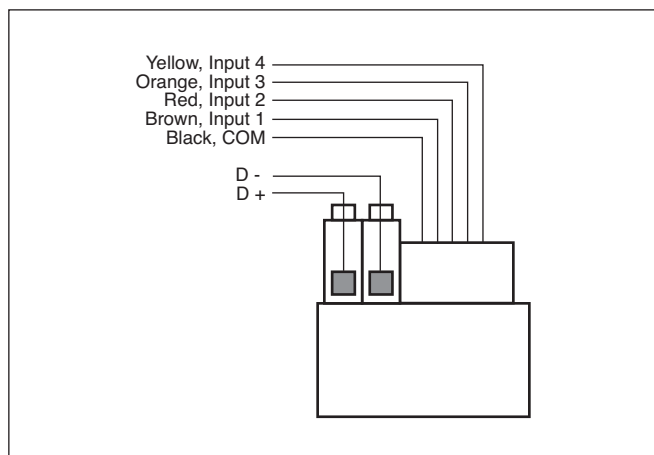
Mode of Operation

The SHPINCNT4 is fully programmable via the SxWEB tool: each of the 4 inputs can either be configured as pulse count input or standard digital input. Each input has its own counting value that is stored into the flash memory of the module. This value is read by the Sx2WEB controller and can then be used as defined in the SxWEB tool..

Coding / Addressing

No addressing is needed since the module is provided with a specific identification number (SIN): the user has only to insert the SIN number in the SxWEB configuration tool when creating the system configuration.

Wiring Diagrams



Connections

Function	Terminal/Cable colour
Bus	D +
D -	
COM	Black
Input 1	Brown
Input 2	Red
Input 3	Orange
Input 4	Yellow