

Specifications

Input

Pulse prolongations 220 – 300 ms

Output

Power supply Supplied by Smarthouse bus

Rated operational current

Typically 200 μ A
All LED's activated (ON) typ. 3 mA

Power Supply

Rated operational voltage through term. 21 & 22 230 VAC \pm 10%

Frequency 50/60 Hz

Rated operational power 12 VA

Power dissipation 3.5 W (max.)

General Specifications

Channel coding By BGT-TEST-SP and special cable: GAP-TPH-CAB.
Push button 1 - 4
In/out 1 - 4 LED 1 - 4 (see figure 1)

Enclosure (LK OPUS Mechanics)

Environment

Degree of protection IP 20
Pollution degree 3 (IEC 60664)
Operating temperature 0 - 50 °C/32 -122°F
Storage temperature 20 - 70°C/-4 - 158°F

Humidity (non condensing) 20 - 80%

Weight 50 g

Dimensions 66 x 66 x 11mm
(including frame)

Max. wire in terminals Max. 2 x 0.75 mm²



User Manual



Opus Light Switch

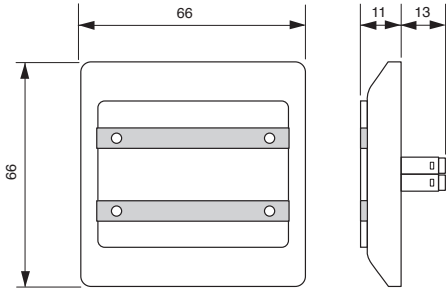
Type BOW-LS4 / BOG-LS4



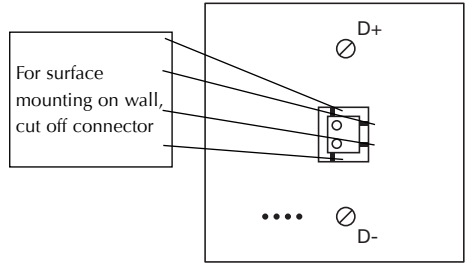
Over Hadstenvej 40, DK-8370 Hadsten
Phone +45 89606100, Fax +45 86982522

Certified in accordance with ISO 9001

Dimensions



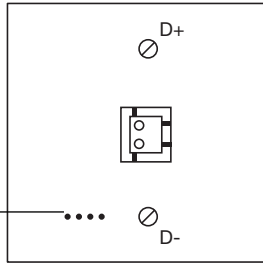
Installation Hint



Connection Diagram

Connections
behind cover

Program plug



Push button/LED allocation

Figure 1

